


BF & BG SERIES SINGLE OUTPUT SWITCHERS

360 & 500 Watts - U Channel & Enclosed Formats

FEATURES

- ◆ Compact sub-1U High Format
- ◆ Universal AC Input
- ◆ Outputs from 12VDC to 57VDC
- ◆ Active Power Factor Correction
- ◆ Class B EMI
- ◆ 5V @ 1A Standby & 12V @ 1A Aux. Fan Outputs
- ◆ Remote Inhibit & Current Share



STANDARD MODELS

	360W MODELS			500W MODELS		
	Model Number ¹	Output Voltage	Output Current ²	Model Number ¹	Output Voltage	Output Current ²
	BF3000-N	12V	30A	BG3000-N	12V	41.67A
	BF5000-N	24V	15A	BG5000-N	24V	20.84A
	BF6002-N	30V	12A	BG6002-N	30V	16.67A
	BF8000-N	36V	10A	BG8000-N	36V	13.89A
	BF7000-N	48V	7.5A	BG7000-N	48V	10.42A
	BF7001-N	54V	6.67A	BG7001-N	54V	9.26A
	BF7002-N	57V	6.32A	BG7002-N	57V	8.78A

NOTES:

1. To specify U-Channel format delete **-N** from the Model Number, e.g. BF3000 is 12V at 360W U-Channel 'open' format.
2. U-Channel Models require 30CFM forced cooling.
3. 5V/1A standby and 12V/1A Aux. fan outputs are included on all models.

SPECIFICATIONS

Typical at Nominal 115/230VAC Line, Full Load and 25°C Unless Otherwise Noted.

INPUT SPECIFICATIONS

Nominal Input Voltage 100-240VAC
 Input Operating Range 90-264VAC
 Power Factor >0.90
 Input Frequency 47-63Hz
 Inrush Current <25A Peak @ 115VAC, cold start
 <50A Peak @ 230VAC, cold start
 Input EMI Filter EN55022 Curve B
 FCC20780 pt. 15J Curve B
 Harmonic Distortion EN61000-3-2
 Input Immunity, Conducted
 Fast Transients, Line-Line ±1kV (EN61000-4-4)
 Surges, Line-Line ±1kV (EN61000-4-5)
 Surges, Line-Ground ±2kV (EN61000-4-5)
 Input Protection Internal Fuse

OUTPUT SPECIFICATIONS

Total Output Power, Continuous, Max 360 or 500 Watts
 Total Regulation¹, 5%
 Ripple & Noise, Pk-Pk² 1%
 Holdup Time, Full Load @ 115VAC 20mS @ 360W
 Dynamic Response³ 300µS
 Temperature Coefficient ±0.04%/°C
 Minimum Load 0A
 Overload Protection 110-150% Full Load, Auto Recovery
 Overvoltage Protection 110-130% Nominal Output,
 Latching, recycle AC to reset

GENERAL SPECIFICATIONS

Efficiency⁴ 83% @ 115VAC, 86% @ 230VAC
 Isolation, Class I, min.⁵
 Input-Output 3000VAC/4242VDC
 Input-Ground 1500VAC/2121VDC
 Output-Ground 707VDC
 MTBF (Bellcore) 300,000 Hours, 360W
 235,000 Hours, 500W
 Safety Standards UL60950-1, CSA22.2 No.60950-1
 EN60950-1

ENVIRONMENTAL SPECIFICATIONS

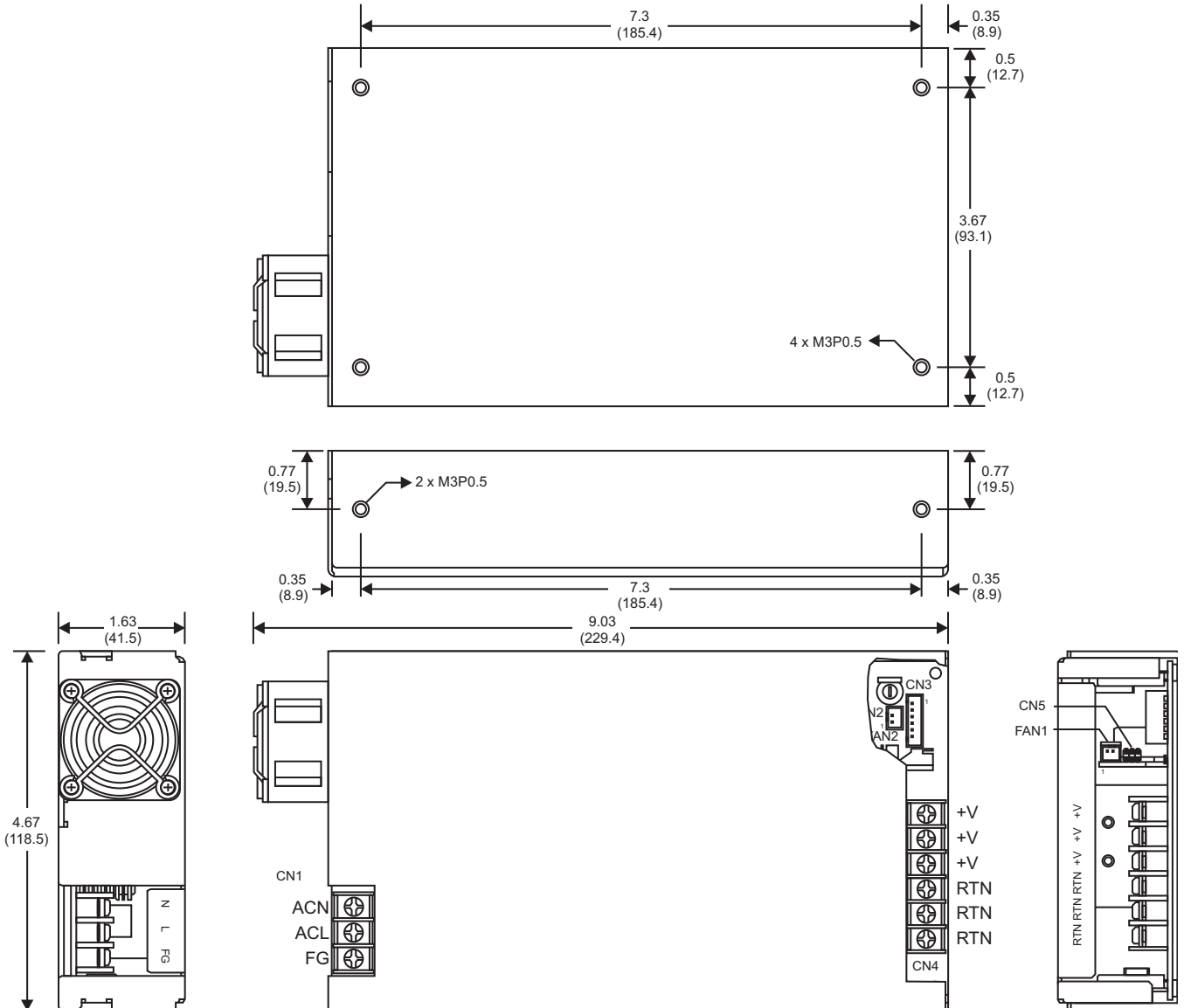
Operating Temperature 0°C to 70°C Ambient
 Derating 2.5% / °C, 40°C to 70°C
 Storage Temperature -10°C to +85°C
 Cooling 30CFM External for U-Channel
 Built-in for Enclosed

PHYSICAL SPECIFICATIONS

Format U-Channel or Enclosed
 Dimensions see outline drawings
 Weight (enclosed) 0.77 lbs. (0.35 kg.)

- NOTES:**
1. No load to full load, including line regulation and load regulation.
 2. 20MHz bandwidth. Measure with 0.1µF ceramic and 10µF tantalum capacitors in parallel across the output.
 3. <4% deviation recovering to within 1% for 25% load change.
 4. Typical at full load.
 5. Input-output isolation figure is for isolation components only. 100% production Hipot tested.

MECHANICAL SPECIFICATIONS & CONNECTION DETAILS - ENCLOSED

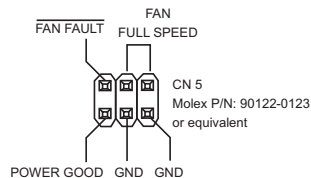


CONNECTOR PINOUTS		MATING CONNECTORS
CN2	Pin 1: 5Vsb Pin 2: GND	Molex 48152-0210 or equivalent
CN3	Pin 1: Current Share Pin 2: Inhibit Pin 3: GND Pin 4: 5Vsb Pin 5: -Sense Pin 6: +Sense	Molex 48152-0610 or equivalent
FAN 1 (fixed)	Pin 1: 12V FAN + Pin 2: 12V FAN -	Molex 48152-0210 or equivalent

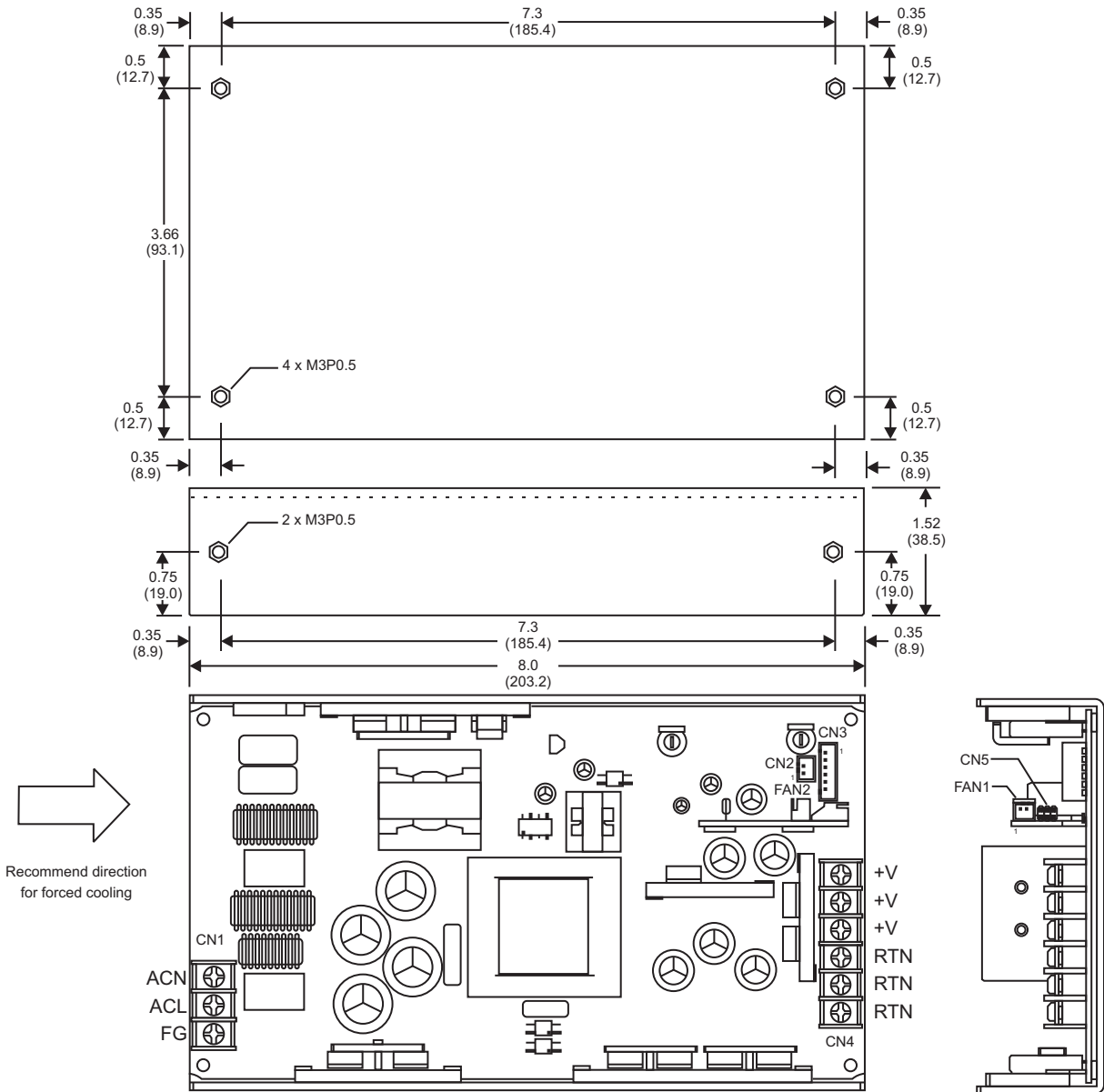
A kit containing one each housing and indicated number of pins is supplied with each unit as standard.

LOGIC FUNCTIONS		
Function / State	HIGH	LOW
Remote Control (input)	Output Enabled	Output Disabled
Power Good (output)	DC Output good and within regulation	DC Output below UV threshold
Fan 2 Fault (output)	Fan operating normally	Fan fault

Note: HIGH = 3.5-5.35V, LOW = 0-0.5V



MECHANICAL SPECIFICATIONS & CONNECTION DETAILS - OPEN FRAME



CONNECTOR PINOUTS		MATING CONNECTORS	
CN2	Pin 1: 5Vsb Pin 2: GND	Molex 48152-0210 or equivalent	
CN3	Pin 1: Current Share Pin 3: GND Pin 5: -Sense	Pin 2: Inhibit Pin 4: 5Vsb Pin 6: +Sense	Molex 48152-0610 or equivalent
FAN 1 (fixed)	Pin 1: 12V FAN + Pin 2: 12V FAN -	Molex 48152-0210 or equivalent	
FAN 2 (variable)	Pin 1: FAN + Pin 2: FAN -	Molex 48152-0210 or equivalent	

A kit containing one each housing and indicated number of pins is supplied with each unit as standard.

LOGIC FUNCTIONS		
Function / State	HIGH	LOW
Remote Control (input)	Output Enabled	Output Disabled
Power Good (output)	DC Output good and within regulation	DC Output below UV threshold
Fan 2 Fault (output)	Fan operating normally	Fan fault

Note: HIGH = 3.5-5.35V, LOW = 0-0.5V

